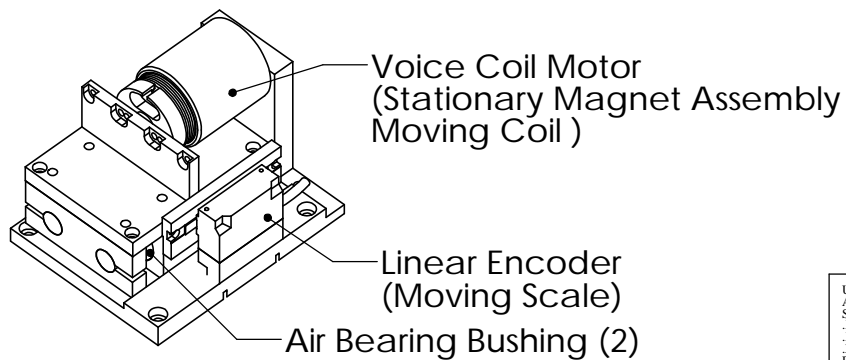
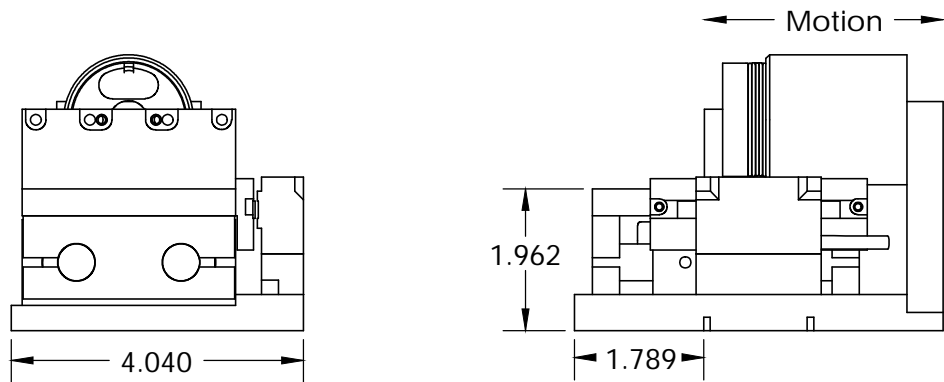
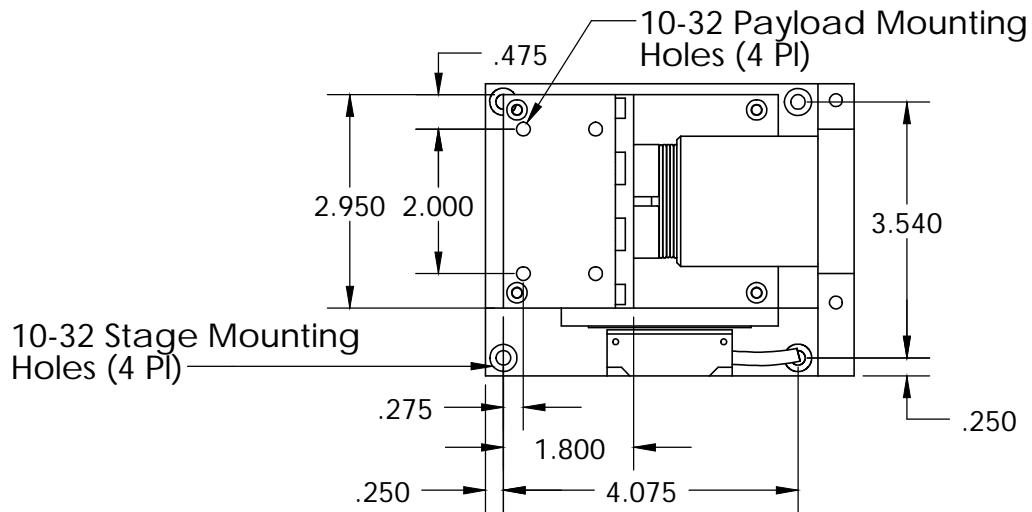


These drawings and specifications are the property of H2W Technologies, Inc. They are issued in confidence and shall not be reproduced, copied, or used without written permission from H2W Technologies, Inc. (www.h2wtech.com)



H2W Technologies, Inc.
 26470 Ruether Ave #102 Santa Clarita, CA 91350 USA
 Tel: (661) 251-2081 Fax: (661) 251-2067
 www.h2wtech.com

UNLESS SPECIFIED OTHERWISE: All dimensions are in inches Standard Tolerances are as follows: .XXX ±.005 ANGLES ±1° .XX ±.010 FILLETS .010 .X ±.020 CORNERS .010 Remove All Burrs and Sharp Edges				MATERIAL		TITLE	
FINISH				DRAWN		Voice Coil Positioning Stage Model #VCS05-060-AB-01	
DRAWN	DATE	APPROVED	DATE	DWG #	REV	SHEET	
OOG	12-5-06	MPW	12-5-06	31-0032	B	1 of 2	

MOVING COIL NON-COMM ACTUATOR SPECIFICATIONS		
Motor P/N	NCC05-18-060-2X	
Stroke	0.50"	12.7 mm
Encoder Resolution	1 micron	
Bearing Type	Air Bearing	
Moving Mass	1.38 lbs	628 grams
Total Mass	3.9 lbs	1770 grams
Resistance @ 20C	11.5 ohms	
Inductance @ 20C	4.5 mH	
Electrical Time Constant	0.39 msec	
Motor Constant	1.78 LBS/SQRT(Watt)	7.92 N/SQRT(Watt)
Force Constant	6.3 LBS/Amp	27.8 N/Amp
Back EMF	0.7 V/ips	27.8 V/m/sec
Continuous Force	6.0 LBS	26.7 N
Max Power @ 100% Duty	12 Watts	
Peak Force	18.0 LBS	80.1 N
Max Power @ 10% Duty	102 Watts	

TITLE		
Voice Coil Positioning Stage Model #VCS05-060-AB-01		
DWG #	REV	SHEET
31-0032	B	2 of 2